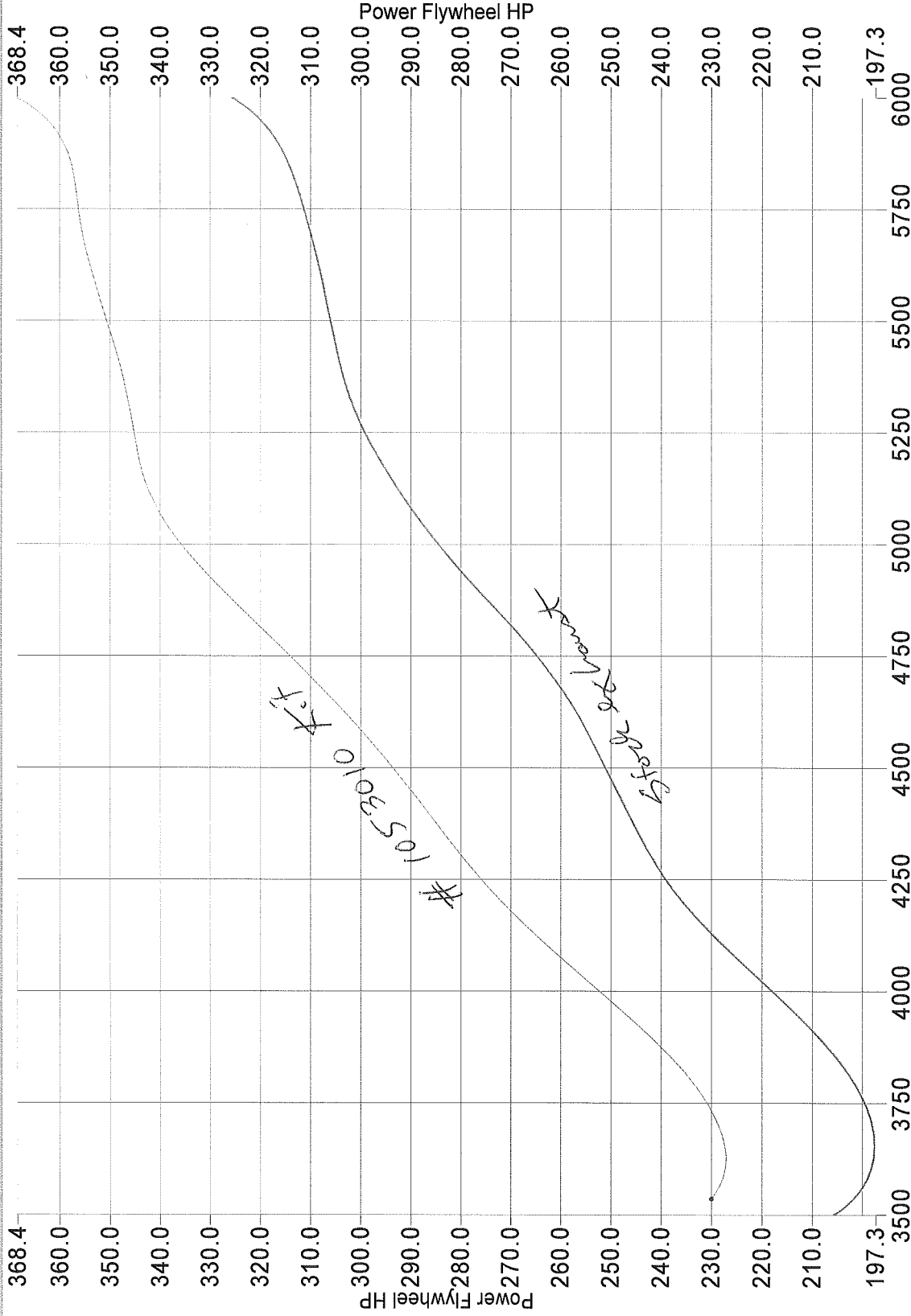


RHAS-SP V1.3-03E VIEWER

Comparison: 08 challenger perf Correction-Method: SAE



SAP1 CAP1

Distance 0.0 0.0

Plot 1 (Thick) X Axis Y Axis (Left) Y Axis (Right) Plot 2 (Thin) Show ShowLock Ave. Data Cursor

Source AP 1 Eng rpm Power Flywheel Power Flywheel Comparison AP 1

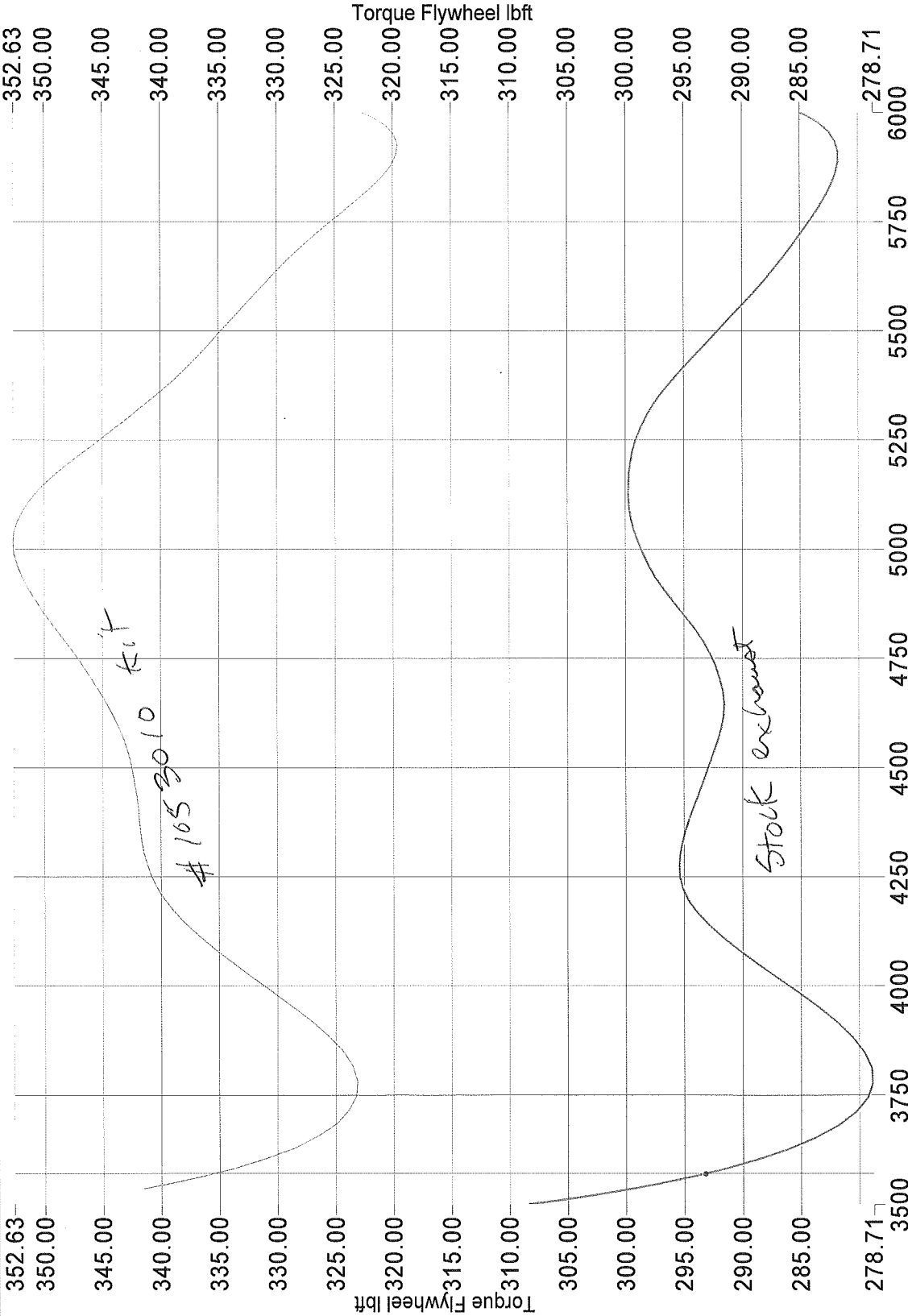
Folder: 08 challenger perf
 Run ID: stock run 1
 Date: 04-Aug-2009 14:43:19

Folder: 08 challenger perf
 Run ID: 3in catback run 3
 Date: 06-Aug-2009 11:49:31

RHAS-SP V1.3-03E VIEWER

Comparison: 08 challenger perf Correction-Method: SAE

SAP1 CAP1




Distance 52.6 47.9

Plot 1 (Thick) X Axis Y Axis (Left) Y Axis (Right) Plot 2 (Thin) Show ShowLock Ave. Data Cursor

Source AP 1 Eng rpm Torque Flywheel Torque Flywheel Comparison AP 1

Folder: 08 challenger perf
Run ID: stock run 1
Date: 04-Aug-2009 14:43:19



Folder: 08 challenger perf
Run ID: 3in catback run 3
Date: 06-Aug-2009 11:49:31